

# Story Puzzles

Online safety adventures with Swoosh and Glide



# Meet Swoosh and Glide!

Swoosh and Glide are **sugar glider** twins who love to help other young adventurers explore the internet safely.

In this activity book there are four stories to find by working out the picture puzzles.

Help Swoosh and Glide find out the stories in these pictures and learn some online safety tips along the way!

**Sugar gliders** are small possums. They like to eat sweet nectar from flowers and fly through the trees.



## A note for parents and carers...

This activity book is designed to help you have conversations about online safety with your child.


Each section tells a story that includes these simple online safety messages:

**Be safe**

**Be kind**

**Ask for help**

**Make good choices**



This is a screen image. You will find them in different colours throughout this activity book. The screen image shows what might be happening in the photo on the page.

Discuss the questions with your child and think about how the types of activities pictured occur in your house. Talk with them about the rules you can put in place to keep them safe when they are doing similar online activities.

The boxes are for your child to fill in. You could do these together on a device, or you could print it out for your child to draw and colour.

When your child is familiar with the stories, use the cut outs at the end of the book to make jigsaws so you and your child can 'build' the stories together as you complete the jigsaws.

Further information about online safety can be found in [eSafety's online safety advice](#) for young children, parents and carers.








# Be safe



This is Lena. She is using some technology with her Grandpa. Can you guess what they are doing?



Look at the screen image. Maybe Lena and her Grandpa are talking to Aunty Sue?

When you talk to someone using the internet make sure you only talk with people you know.

Make sure a grown-up is with you. This is the best way to be safe. Who do you talk to using the internet?






## Look a bit further...

Look! Lena and Grandpa can't be talking to Aunty Sue because the tablet is lying flat. Maybe they are playing a game!

Do you like to play games on devices? What games do you like to play?

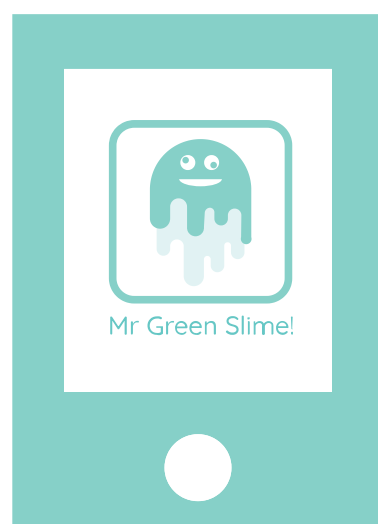


When Lena plays games on Grandpa's tablet she knows to only play games that are in her special folder. You can see it in the screen image. It has her name on it!

Your own special folder will help you to be safe so you don't see or hear anything that is not for you. Do you have a special folder for your games?








An **avatar** is a character you choose for yourself when you are playing games online. Avatars help you to be safe because you can play without sharing personal information, like your whole name or your address. Lena and her friends have chosen Mr Green Slime! Grandpa likes it too! Have a go at creating your own avatar in the drawing box on the right. Maybe your grown-up could help, like Lena's Grandpa.

## Let's look at the whole picture!


It's not just Lena and Grandpa playing games, Lena's playing with her friends too! They are doing something really hard. They are choosing an **avatar** for themselves.



# Be kind



This is Ravi. He is playing on a phone.  
Can you guess what he is doing?



Look at the screen image. It looks like Ravi is talking to his friend on a video call. Do you sometimes video call your friends?


Do you say kind things like, “Hello!” and “Goodbye!” when you make a video call? It is good to be kind to your friends online.





## Look a bit further...

This is Ravi's twin brother, Jay. Maybe he's on the video call! But he does not look like he's talking to Ravi. He looks like he's waiting for a turn. What could be happening in this picture? Have a look at the screen image for a clue.



Maybe Ravi and Jay are playing a game? Do you sometimes play games on devices? It's important that you make sure everyone gets a turn when you are playing games – even on devices.

How do you take turns when you play games with your friends? Taking turns helps us to be kind when we are playing online.









## Let's look at the whole picture!

Have you guessed what Ravi and Jay are doing? They are not playing a game or video calling. Have a look at the screen image.



Ravi and Jay are taking a selfie! A selfie is when you take a photo of yourself! Do you take photos of your friends or family sometimes, or even a selfie?


You can be kind by asking if it's OK to take a photo, because your friend might not want their photo taken. Do you think Jay wants his photo taken? Put a photo you have taken of friends who have said OK into the orange box on the right, or draw a picture to show them.



# Ask for help



This is Sam. He's talking to his Dad. What do you think they are talking about? Have a look at the screen image.



Sam wants to play on a device. Sam knows to always ask a grown-up before he plays on a device.

It's important Dad knows Sam is playing so he can set up the device for him safely. You should ask for help from a grown-up every time you want to play on a device.







## Look a bit further...

Do you think Sam looks happy? He is pointing to his tummy. Maybe he has a tummy ache? Have a look at the screen image. Do you think this has anything to do with Sam's feelings?



Do you sometimes get a funny feeling in your tummy that doesn't feel right? If this happens when you are online make sure you tell a grown-up. Ask for help and a grown-up will know what to do.







## Let's look at the whole picture!

Sam was playing on a tablet and it looks as if something strange has happened. Look at the screen image.



Has a sign like this or a strange picture ever come up when you have been playing or watching on a device?

Sometimes it is not a strange sign that lets you know to call a grown-up. Sometimes it can be a funny feeling in your tummy.

If you ever see a strange sign on the screen or if something you see or hear on a device makes you feel funny in your tummy you should always ask for help. You won't be in trouble because asking for help is the right thing to do.


Draw some signs or symbols you might see on the screen when something goes wrong.



# **Make good choices**



**This is Nikki. She is playing a game. Can you guess what type of game she is playing?**



The screen image is of a television.

Maybe Nikki is playing a game on a console. She is playing with a controller. Have you ever played a game with a controller? Do you think Nikki likes this game? What makes you think so?

What is your favourite game or show? Thinking about why you like a game or show will help you to make good choices.







## Look a bit further...

Look! Nikki is not playing by herself, she's playing with her Mum. It is fun to play games or watch shows with your family.



Where do you think Nikki and her Mum are playing this game? It looks like they are sitting on a couch. It might be a family room. Where do you play with devices?

You can make good choices when you decide to play with technology in shared family spaces with grown-ups nearby.







## Let's look at the whole picture!

Nikki is playing online games with her Mum and Dad on the couch in her family room. Do you think they are having fun? Why do you think so? What online games do you like to play with your family? Where do you play them?



The game has finished now so Nikki and her family are going to do something else. What do you like to do after you have played with devices? Where does your device go?

You can make good choices when you know what to do when technology time is over, put your technology away and find a new game to play.

### Build your own stories with the jigsaws in the next few pages.

Ask a grown-up to help you cut them out. As you put each picture back together you can make your own story!

















[esafety.gov.au](https://esafety.gov.au)